

# CORE16

For Chromebooks,  
iPads and More



The Smart Alternative to the Charging Cart.

## Key Features for Academic Results

### Small Vertical Footprint

Two Towers take up less than half of the square footage of a single cart.

### Maintenance Free Cable Management


Designed for student use, the perfected cable management provides quick device return and retrieval. IT staff won't have to waste time rewiring again.

### Visual Security

The asymmetric door allows teachers to clearly see if all the devices are charging and stored from anywhere in the classroom.

### Standard Power

Accommodates the power needs of any device, even the most robust laptops, with a fast charge of 2-3 hours.



### Barrier-free Option

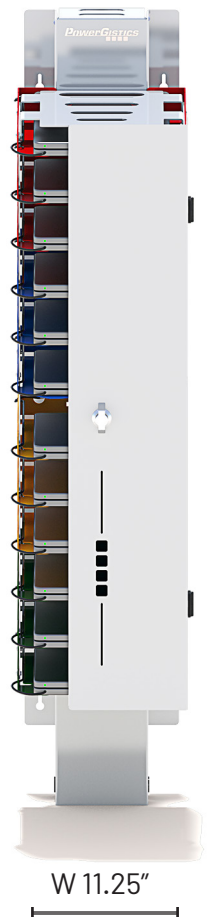
Remove the door altogether for barrier-free device access in flexible environments.

### Antimicrobial Powder Coating

This gives an extra layer of protection against spreading common germs.

### Versatile Mounting Options:

Place Tower on wall, Stand, or Roller. These Towers are designed to evolve with your deployment needs.



W 11.25"



### TECH SPECS – Model #: 1C160

16 shelf wall mounted Tower includes standard power strip with cord, locking front door and TechStop.

### TOWER DIMENSIONS:

H 51.50" x W 11.25" x D 20.00"

H 130.81cm x W 28.58cm x D 50.80cm

### POWER SUPPLY:

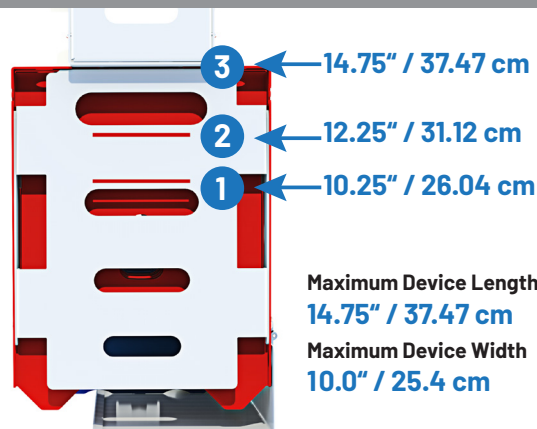
16 Outlet Power Strip 120V, 15A  
Circuit Breaker For Standard 110V Outlets

**CORD LENGTH:** 10' / 3.05m

### ASSEMBLED WEIGHT:

51.00lb / 23.13kg

### MAX DEVICE DIMENSIONS WITH TECHSTOP



Maximum Device Length

14.75" / 37.47 cm

Maximum Device Width

10.0" / 25.4 cm

Top Shelf Spacing:

1.75" / 4.45cm

Spacing on Other Shelves:

2.5" / 6.35 cm



Remove door for barrier-free option, as used by Google in their Grab & Go Program.


Custom colors available at an extra cost, min. of 10.

## Versatile and Futureproof Shelves

The adjustable TechStop keeps devices at the front of the shelf, making it easier for users of all ages to plug in or unplug devices during return or retrieval. Insert the TechStop into the appropriate slot for your device sizes, or remove altogether for larger laptops.



## Placement Options for the TechStop



### TECHSTOP IN FIRST SLOT

for devices up to  
10.25" / 26.04 cm



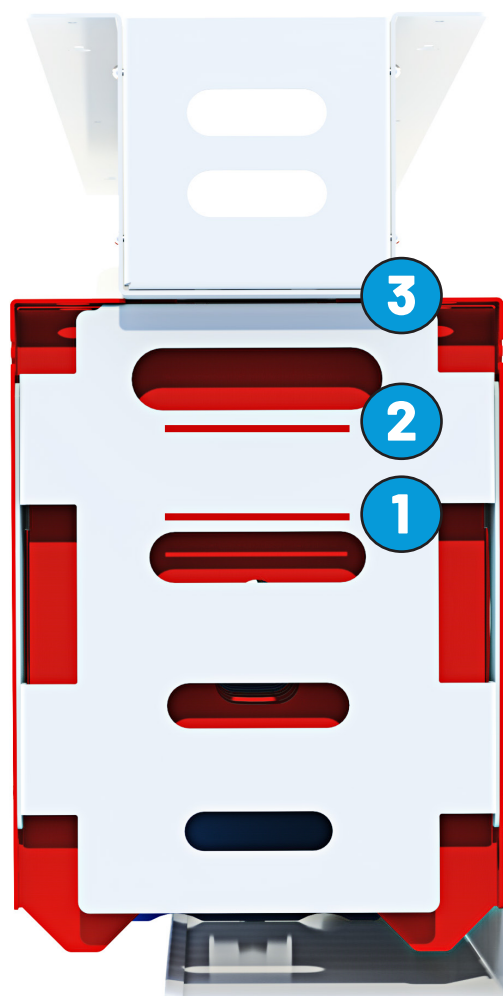
### TECHSTOP IN SECOND SLOT

for devices up to  
12.25" / 31.12 cm



### REMOVAL OF TECHSTOP

for devices up to  
14.75" / 37.47 cm



## STANDS AND ROLLERS

Stands and Rollers sold separately.

### STANDS

Attach to any **CORE16** Tower to make it free standing. Includes locking rear door and Tower cord wrap.

#### STAND12/16

**Model #: 1S12162**

H 52.25" x W 19.25" x D 22.70"  
132.72 cm x 48.90 cm x 57.66 cm

### ROLLERS

Attach to any **CORE16** Tower to make it mobile. Includes locking front caster wheels, locking rear door and Tower cord wrap.

#### ROLLER12/16

**Model #: 1R12161**

H 54.50" x W 20.5" x D 30"  
138.43 cm x 52.07 cm x 76.20 cm



**PowerGistics products are proudly MADE IN WISCONSIN.** All our products are engineered with purpose and functionality in mind, and built to last. We are a family-owned company, driven by innovation and integrity. We believe in providing products that make life easier and help solve problems.